


MUNICIPIO DE COQUIMATLAN, COL.
Sistema Integral de Contabilidad Gubernamental
ESTADO ANALITICO DEL EJERCICIO DEL PRESUPUESTO DE EGRESOS
 Clasificación Administrativa

DEL 1 DE DICIEMBRE AL 31 DE DICIEMBRE DE 2022

Análisis por: Clasificación Administrativa

Clave Presupuestaria UP-UR-UE	Descripción	Aprobado Dic-Dic	Ampliaciones/ (Reducciones) Dic-Dic	Modificado Dic-Dic	DpC: Dic-Dic	Devengado Dic-Dic	Pagado Dic-Dic	Subejercicio Dic-Dic
01	REGIDORES	297,808.08	451,523.04	749,331.12	0.00	749,331.12	749,331.12	0.00
01 01	REGIDORES	297,808.08	451,523.04	749,331.12	0.00	749,331.12	749,331.12	0.00
01 01 01	DESPACHO DE REGIDORES	297,808.08	451,523.04	749,331.12	0.00	749,331.12	749,331.12	0.00
02	PRESIDENCIA MUNICIPAL	492,394.66	97,085.56	589,480.22	0.00	589,480.22	589,480.22	0.00
02 01	PRESIDENCIA MUNICIPAL	492,394.66	97,085.56	589,480.22	0.00	589,480.22	589,480.22	0.00
02 01 01	DESPACHO DE PRESIDENCIA	174,908.80	178,656.96	353,565.76	0.00	353,565.76	353,565.76	0.00
02 01 02	SECRETARIA PARTICULAR	317,485.86	-81,571.40	235,914.46	0.00	235,914.46	235,914.46	0.00
03	SECRETARIA DEL H AYUNTAMIENTO	1,170,145.36	849,287.09	2,019,432.45	0.00	2,019,432.45	2,028,752.45	0.00
03 01	SECRETARIA DEL H AYUNTAMIENTO	1,170,145.36	849,287.09	2,019,432.45	0.00	2,019,432.45	2,028,752.45	0.00
03 01 01	DESPACHO DE SECRETARIA DEL H AYUNTAMIENTO	435,795.67	459,797.40	895,593.07	0.00	895,593.07	904,913.07	0.00
03 01 02	DIRECCION DE ASUNTOS JURIDICOS	117,346.78	69,480.92	186,827.70	0.00	186,827.70	186,827.70	0.00
03 01 03	DIRECCION DE COMUNICACION SOCIAL	88,531.85	13,785.49	102,317.34	0.00	102,317.34	102,317.34	0.00
03 01 04	DIRECCION DE CULTURA	84,401.34	51,615.17	136,016.51	0.00	136,016.51	136,016.51	0.00
03 01 05	DIRECCION DE DEPORTES	168,560.28	118,545.84	287,106.12	0.00	287,106.12	287,106.12	0.00
03 01 08	JUNTA MUNICIPAL DE PUEBLO JUAREZ	179,259.44	204,580.45	383,839.89	0.00	383,839.89	383,839.89	0.00
03 01 09	COMISARIAS MUNICIPALES	96,250.00	-68,518.18	27,731.82	0.00	27,731.82	27,731.82	0.00
04	OFICIALIA MAYOR	5,869,946.46	83,328.03	5,953,274.49	387,492.7	5,565,781.78	5,409,530.89	387,492.7
04 01	OFICIALIA MAYOR	5,869,946.46	83,328.03	5,953,274.49	387,492.71	5,565,781.78	5,409,530.89	387,492.71
04 01 01	DESPACHO DE OFICIALIA MAYOR	2,317,182.11	227,491.59	2,544,673.70	206,889.30	2,337,784.40	2,401,725.90	206,889.30
04 01 03	DEPARTAMENTO DE RECURSOS HUMANOS	3,510,494.75	-184,892.49	3,325,602.26	180,603.41	3,144,998.85	2,924,806.46	180,603.41
04 01 05	DEPARTAMENTO DE INFORMATICA	42,269.60	40,728.93	82,998.53	0.00	82,998.53	82,998.53	0.00
05	TESORERIA MUNICIPAL	2,365,507.16	1,871,557.09	4,237,064.25	3,631.52	4,233,432.73	4,207,991.73	3,631.52
05 01	TESORERIA MUNICIPAL	2,365,507.16	1,871,557.09	4,237,064.25	3,631.52	4,233,432.73	4,207,991.73	3,631.52
05 01 01	DESPACHO DE TESORERIA MUNICIPAL	2,209,561.26	1,709,011.47	3,918,572.73	3,631.52	3,914,941.21	3,889,500.21	3,631.52
05 01 02	DIRECCION DE INGRESOS	13,346.22	56,620.11	69,966.33	0.00	69,966.33	69,966.33	0.00
05 01 03	DIRECCION DE EGRESOS Y CONTABILIDAD	62,463.06	71,399.84	133,862.90	0.00	133,862.90	133,862.90	0.00
05 01 04	DIRECCION DE CATASTRO	80,136.62	34,525.67	114,662.29	0.00	114,662.29	114,662.29	0.00
06	CONTRALOR MUNICIPAL	42,944.70	38,222.11	81,166.81	0.00	81,166.81	81,166.81	0.00
06 01	CONTRALOR MUNICIPAL	42,944.70	38,222.11	81,166.81	0.00	81,166.81	81,166.81	0.00
06 01 01	DESPACHO DEL CONTRALOR MUNICIPAL	42,944.70	38,222.11	81,166.81	0.00	81,166.81	81,166.81	0.00
07	DIRECCION DE OBRAS PUBLICAS, DESARROLLO URBANO Y ECOLOGIA	323,586.86	5,958,061.49	6,281,648.35	3,874,521.1	12,961,733.79	9,227,260.93	-
07 01	DIRECCION DE OBRAS PUBLICAS, DESARROLLO URBANO Y ECOLOGIA	323,586.86	5,958,061.49	6,281,648.35	3,874,521.1	12,961,733.79	9,227,260.93	-
07 01 01	DESPACHO DE LA DIRECCION DE OBRAS PUBLICAS, DESARROLLO URBANO Y ECOLOGIA	323,586.86	183,666.11	507,252.97	0.00	684,418.19	684,418.19	-
07 01 02	DEPARTAMENTO DE OBRAS PUBLICAS	0.00	5,774,395.38	5,774,395.38	3,874,521.1	12,277,315.60	8,542,842.74	-



MUNICIPIO DE COQUIMATLAN, COL.
Sistema Integral de Contabilidad Gubernamental
ESTADO ANALITICO DEL EJERCICIO DEL PRESUPUESTO DE EGRESOS

Clasificación Administrativa

DEL 1 DE DICIEMBRE AL 31 DE DICIEMBRE DE 2022


Análisis por: Clasificación Administrativa

Clave Presupuestaria	Descripción	Aprobado Dic-Dic	Ampliaciones/ (Reducciones) Dic-Dic	Modificado Dic-Dic	DpC Dic-Dic	Devengado Dic-Dic	Pagado Dic-Dic	Subejercicio Dic-Dic
08	DIRECCION DE SERVICIOS PUBLICOS	2,764,520.04	1,144,054.27	3,908,574.31	0.00	3,908,574.31	3,643,600.90	0.00
08 01	DIRECCION DE SERVICIOS PUBLICOS	2,764,520.04	1,144,054.27	3,908,574.31	0.00	3,908,574.31	3,643,600.90	0.00
08 01 01	DESPACHO DE LA DIRECCION DE SERVICIOS PUBLICOS	2,662,442.02	1,123,404.25	3,785,846.27	0.00	3,785,846.27	3,520,872.86	0.00
08 01 03	DEPARTAMENTO DE PARQUES Y JARDINES	82,445.40	-1,260.29	81,185.11	0.00	81,185.11	81,185.11	0.00
08 01 06	DEPARTAMENTO DE PANTEON	19,632.62	21,910.31	41,542.93	0.00	41,542.93	41,542.93	0.00
09	DIRECCION DE SEGURIDAD PUBLICA, TRANSITO Y VIALIDAD	3,014,660.39	-602,010.71	2,412,649.68	992.28	2,411,657.40	2,121,258.75	992.28
09 01	DIRECCION DE SEGURIDAD PUBLICA, TRANSITO Y VIALIDAD	3,014,660.39	-602,010.71	2,412,649.68	992.28	2,411,657.40	2,121,258.75	992.28
09 01 01	SEGURIDAD PUBLICA, TRANSITO Y VIALIDAD	3,014,660.39	-602,010.71	2,412,649.68	992.28	2,411,657.40	2,121,258.75	992.28
10	DIRECCION DE DESARROLLO MUNICIPAL	258,480.28	233,417.64	491,897.92	0.00	491,897.92	491,897.92	0.00
10 01	DIRECCION DE DESARROLLO MUNICIPAL	258,480.28	233,417.64	491,897.92	0.00	491,897.92	491,897.92	0.00
10 01 01	DESPACHO DE LA DIRECCION DE DESARROLLO MUNICIPAL	105,793.12	85,208.58	191,001.70	0.00	191,001.70	191,001.70	0.00
10 01 02	DEPARTAMENTO DE PLANEACION	133,056.16	140,385.57	273,441.73	0.00	273,441.73	273,441.73	0.00
10 01 04	DEPARTAMENTO DE DESARROLLO RURAL	19,631.00	7,823.49	27,454.49	0.00	27,454.49	27,454.49	0.00
11	ORGANISMOS PUBLICOS DESCENTRALIZADOS	575,188.57	1,298,045.79	1,873,234.36	0.00	1,873,234.36	1,855,234.36	0.00
11 01	ORGANISMOS PUBLICOS DESCENTRALIZADOS	575,188.57	1,298,045.79	1,873,234.36	0.00	1,873,234.36	1,855,234.36	0.00
11 01 01	DIF MUNICIPAL	575,188.57	1,298,045.79	1,873,234.36	0.00	1,873,234.36	1,855,234.36	0.00
12	OBRA PUBLICA E INVERSION	0.00	0.00	0.00	0.00	0.00	0.00	0.00
12 01	OBRA PUBLICA	0.00	0.00	0.00	0.00	0.00	0.00	0.00
12 01 01	OBRA PUBLICA	0.00	0.00	0.00	0.00	0.00	0.00	0.00
13	DEUDA PUBLICA	98,993.65	35,622.73	134,616.38	18,990.60	115,625.78	115,625.78	18,990.60
13 01	DEUDA PUBLICA	98,993.65	35,622.73	134,616.38	18,990.60	115,625.78	115,625.78	18,990.60
13 01 01	DEUDA PUBLICA	98,993.65	35,622.73	134,616.38	18,990.60	115,625.78	115,625.78	18,990.60
14	TRANSFERENCIAS, SUBSIDIOS Y AYUDAS	7,750.00	52,510.00	60,260.00	0.00	60,260.00	49,500.00	0.00
14 03	AYUDAS	7,750.00	52,510.00	60,260.00	0.00	60,260.00	49,500.00	0.00
14 03 01	AYUDAS SOCIALES A PERSONAS	7,750.00	52,510.00	60,260.00	0.00	60,260.00	49,500.00	0.00

TOTAL DEL GASTO:

17,281,926.21 11,510,704.13 28,792,630.34 4,285,628. 35,061,608.67 30,570,631.86 -6,268.97 8.33

66




MUNICIPIO DE COQUIMATLAN, COL.
Sistema Integral de Contabilidad Gubernamental
ESTADO ANALITICO DEL EJERCICIO DEL PRESUPUESTO DE EGRESOS
Clasificación Administrativa

DEL 1 DE ENERO AL 31 DE DICIEMBRE DE 2022

Análisis por: Clasificación Administrativa

Clave Presupuestaria UP-UR-UE	Descripción	Aprobado Ene-Dic	Ampliaciones / (Reducciones) Ene-Dic	Modificado Ene-Dic	DpC Ene-Dic	Devengado Ene-Dic	Pagado Ene-Dic	Subejercicio Ene-Dic
01	REGIDORES	3,216,350.72	321,515.57	3,537,866.29	0.00	3,537,866.29	3,537,866.29	0.00
01 01	REGIDORES	3,216,350.72	321,515.57	3,537,866.29	0.00	3,537,866.29	3,537,866.29	0.00
01 01 01	DESPACHO DE REGIDORES	3,216,350.72	321,515.57	3,537,866.29	0.00	3,537,866.29	3,537,866.29	0.00
02	PRESIDENCIA MUNICIPAL	3,933,507.04	-981,462.33	2,952,044.71	0.00	2,952,044.71	2,943,663.35	0.00
02 01	PRESIDENCIA MUNICIPAL	3,933,507.04	-981,462.33	2,952,044.71	0.00	2,952,044.71	2,943,663.35	0.00
02 01 01	DESPACHO DE PRESIDENCIA	2,005,060.68	-104,971.28	1,900,089.40	0.00	1,900,089.40	1,891,708.04	0.00
02 01 02	SECRETARIA PARTICULAR	1,928,446.36	-876,491.05	1,051,955.31	0.00	1,051,955.31	1,051,955.31	0.00
03	SECRETARIA DEL H AYUNTAMIENTO	9,415,739.67	98,664.20	9,514,403.87	0.00	9,514,403.87	9,513,951.67	0.00
03 01	SECRETARIA DEL H AYUNTAMIENTO	9,415,739.67	98,664.20	9,514,403.87	0.00	9,514,403.87	9,513,951.67	0.00
03 01 01	DESPACHO DE SECRETARIA DEL H AYUNTAMIENTO	3,808,091.58	195,473.18	4,003,564.76	0.00	4,003,564.76	4,003,564.76	0.00
03 01 02	DIRECCION DE ASUNTOS JURIDICOS	951,092.98	-180,071.57	771,021.41	0.00	771,021.41	771,021.41	0.00
03 01 03	DIRECCION DE COMUNICACION SOCIAL	686,694.75	-11,958.41	674,736.34	0.00	674,736.34	674,736.34	0.00
03 01 04	DIRECCION DE CULTURA	690,982.16	99,086.45	790,068.61	0.00	790,068.61	790,068.61	0.00
03 01 05	DIRECCION DE DEPORTES	1,273,862.39	167,506.26	1,441,368.65	0.00	1,441,368.65	1,440,916.45	0.00
03 01 08	JUNTA MUNICIPAL DE PUEBLO JUAREZ	1,521,565.81	90,746.47	1,612,312.28	0.00	1,612,312.28	1,612,312.28	0.00
03 01 09	COMISARIAS MUNICIPALES	483,450.00	-262,118.18	221,331.82	0.00	221,331.82	221,331.82	0.00
04	OFICIALIA MAYOR	24,437,859.04	-2,361,321.84	22,076,537.20	389,028.31	21,687,508.89	21,044,957.18	389,028.31
04 01	OFICIALIA MAYOR	24,437,859.04	-2,361,321.84	22,076,537.20	389,028.31	21,687,508.89	21,044,957.18	389,028.31
04 01 01	DESPACHO DE OFICIALIA MAYOR	12,970,375.60	-593,931.46	12,376,444.14	208,424.90	12,168,019.24	12,026,675.93	208,424.90
04 01 03	DEPARTAMENTO DE RECURSOS HUMANOS	11,108,992.26	-1,808,272.67	9,300,719.59	180,603.41	9,120,116.18	8,618,907.78	180,603.41
04 01 05	DEPARTAMENTO DE INFORMATICA	359,491.18	40,882.29	399,373.47	0.00	399,373.47	399,373.47	0.00
05	TESORERIA MUNICIPAL	8,635,530.59	1,020,890.95	9,656,421.54	3,631.52	9,652,790.02	9,623,790.02	3,631.52
05 01	TESORERIA MUNICIPAL	8,635,530.59	1,020,890.95	9,656,421.54	3,631.52	9,652,790.02	9,623,790.02	3,631.52
05 01 01	DESPACHO DE TESORERIA MUNICIPAL	7,340,565.15	943,380.94	8,283,946.09	3,631.52	8,280,314.57	8,251,314.57	3,631.52
05 01 02	DIRECCION DE INGRESOS	105,013.74	217,223.92	322,237.66	0.00	322,237.66	322,237.66	0.00
05 01 03	DIRECCION DE EGRESOS Y CONTABILIDAD	527,018.62	54,079.73	581,098.35	0.00	581,098.35	581,098.35	0.00
05 01 04	DIRECCION DE CATASTRO	662,933.08	-193,793.64	469,139.44	0.00	469,139.44	469,139.44	0.00
06	CONTRALOR MUNICIPAL	322,710.70	38,259.96	360,970.66	0.00	360,970.66	360,970.66	0.00
06 01	CONTRALOR MUNICIPAL	322,710.70	38,259.96	360,970.66	0.00	360,970.66	360,970.66	0.00
06 01 01	DESPACHO DEL CONTRALOR MUNICIPAL	322,710.70	38,259.96	360,970.66	0.00	360,970.66	360,970.66	0.00
07	DIRECCION DE OBRAS PUBLICAS, DESARROLLO URBANO Y ECOLOGIA	2,756,121.04	27,817,594.29	30,573,715.33	61,282.19	30,512,433.13	26,564,905.93	61,282.20
07 01	DIRECCION DE OBRAS PUBLICAS, DESARROLLO URBANO Y ECOLOGIA	2,756,121.04	27,817,594.29	30,573,715.33	61,282.19	30,512,433.13	26,564,905.93	61,282.20
07 01 01	DESPACHO DE LA DIRECCION DE OBRAS PUBLICAS, DESARROLLO URBANO Y ECOLOGIA	2,756,121.04	129,028.08	2,885,149.12	3,830.21	2,881,318.91	2,881,318.91	3,830.21
07 01 02	DEPARTAMENTO DE OBRAS PUBLICAS	0.00	27,688,566.21	27,688,566.21	57,451.98	27,631,114.22	23,683,587.02	57,451.99



MUNICIPIO DE COQUIMATLAN, COL.
Sistema Integral de Contabilidad Gubernamental
ESTADO ANALITICO DEL EJERCICIO DEL PRESUPUESTO DE EGRESOS
 Clasificación Administrativa

DEL 1 DE ENERO AL 31 DE DICIEMBRE DE 2022

Análisis por: Clasificación Administrativa

Clave Presupuestaria	Descripción	Aprobado Ene-Dic	Ampliaciones / (Reducciones) Ene-Dic	Modificado Ene-Dic	DpC Ene-Dic	Devengado Ene-Dic	Pagado Ene-Dic	Subejercicio Ene-Dic
08	DIRECCION DE SERVICIOS PUBLICOS	17,680,619.47	1,629,064.09	19,309,683.56	0.00	19,309,683.56	18,894,400.15	0.00
08 01	DIRECCION DE SERVICIOS PUBLICOS	17,680,619.47	1,629,064.09	19,309,683.56	0.00	19,309,683.56	18,894,400.15	0.00
08 01 01	DESPACHO DE LA DIRECCION DE SERVICIOS PUBLICOS	16,896,477.13	1,708,153.79	18,604,630.92	0.00	18,604,630.92	18,189,347.51	0.00
08 01 03	DEPARTAMENTO DE PARQUES Y JARDINES	637,000.80	-88,849.97	548,150.83	0.00	548,150.83	548,150.83	0.00
08 01 06	DEPARTAMENTO DE PANTEON	147,141.54	9,760.27	156,901.81	0.00	156,901.81	156,901.81	0.00
09	DIRECCION DE SEGURIDAD PUBLICA, TRANSITO Y VIALIDAD	15,975,691.40	12,511.34	15,988,202.74	992.28	15,987,210.46	15,696,811.81	992.28
09 01	DIRECCION DE SEGURIDAD PUBLICA, TRANSITO Y VIALIDAD	15,975,691.40	12,511.34	15,988,202.74	992.28	15,987,210.46	15,696,811.81	992.28
09 01 01	SEGURIDAD PUBLICA, TRANSITO Y VIALIDAD	15,975,691.40	12,511.34	15,988,202.74	992.28	15,987,210.46	15,696,811.81	992.28
10	DIRECCION DE DESARROLLO MUNICIPAL	2,232,307.21	-4,172.28	2,228,134.93	0.00	2,228,134.93	2,228,134.93	0.00
10 01	DIRECCION DE DESARROLLO MUNICIPAL	2,232,307.21	-4,172.28	2,228,134.93	0.00	2,228,134.93	2,228,134.93	0.00
10 01 01	DESPACHO DE LA DIRECCION DE DESARROLLO MUNICIPAL	878,449.28	-48,502.49	829,946.79	0.00	829,946.79	829,946.79	0.00
10 01 02	DEPARTAMENTO DE PLANEACION	1,206,731.45	68,396.90	1,275,128.35	0.00	1,275,128.35	1,275,128.35	0.00
10 01 04	DEPARTAMENTO DE DESARROLLO RURAL	147,126.48	-24,066.69	123,059.79	0.00	123,059.79	123,059.79	0.00
11	ORGANISMOS PUBLICOS DESCENTRALIZADOS	7,971,354.83	1,345,437.53	9,316,792.36	0.00	9,316,792.36	9,298,792.36	0.00
11 01	ORGANISMOS PUBLICOS DESCENTRALIZADOS	7,971,354.83	1,345,437.53	9,316,792.36	0.00	9,316,792.36	9,298,792.36	0.00
11 01 01	DIF MUNICIPAL	7,971,354.83	1,345,437.53	9,316,792.36	0.00	9,316,792.36	9,298,792.36	0.00
12	OBRA PUBLICA E INVERSION	17,446,925.22	-	0.00	0.00	0.00	0.00	0.00
12 01	OBRA PUBLICA	17,446,925.22	-17,446,925.22	0.00	0.00	0.00	0.00	0.00
12 01 01	OBRA PUBLICA	17,446,925.22	-17,446,925.22	0.00	0.00	0.00	0.00	0.00
13	DEUDA PUBLICA	1,183,433.65	134,875.73	1,318,309.38	18,990.60	1,299,318.78	1,299,318.78	18,990.60
13 01	DEUDA PUBLICA	1,183,433.65	134,875.73	1,318,309.38	18,990.60	1,299,318.78	1,299,318.78	18,990.60
13 01 01	DEUDA PUBLICA	1,183,433.65	134,875.73	1,318,309.38	18,990.60	1,299,318.78	1,299,318.78	18,990.60
14	TRANSFERENCIAS, SUBSIDIOS Y AYUDAS	256,646.00	-53,495.00	203,151.00	0.00	203,151.00	192,391.00	0.00
14 03	AYUDAS	256,646.00	-53,495.00	203,151.00	0.00	203,151.00	192,391.00	0.00
14 03 01	AYUDAS SOCIALES A PERSONAS	256,646.00	-53,495.00	203,151.00	0.00	203,151.00	192,391.00	0.00

TOTAL DEL GASTO: 115,464,796.58 11,571,436.99 127,036,233.5 473,924.9 126,562,308.6 121,199,954.1 473,924.9